



PRESS RELEASE

July 2021

SWAGAA July 2021 COUNSELING STATISTICS

The following statistics are a result of psychosocial services rendered by the Swatini Action Group Against Abuse (SWAGAA) to survivors of abuse July 2021 in four (4) sites: Manzini, Simunye, Hlatsi, and Pigg's Peak. This also includes survivors who received post abuse care under the Insika yakusasa and Leave No-one Behind projects.

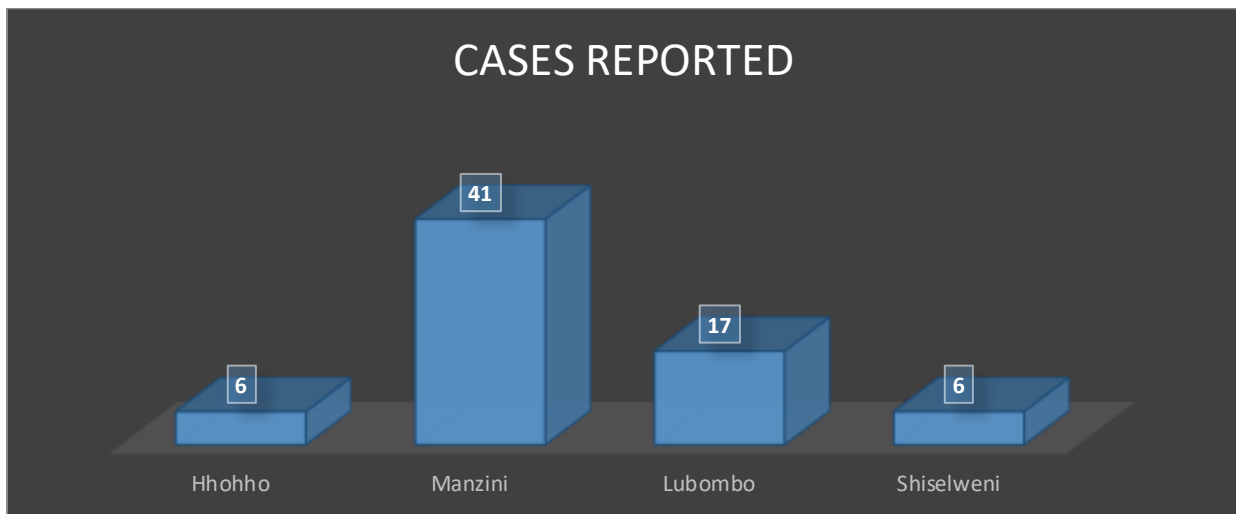
Overview of Statistics

SWAGAA's counseling department provided post abuse care services to a total of 70 clients who reported gender-based violence cases, that is, the client was either sexually, physically, neglect, financially, or emotionally abused.

Note: The number of cases is higher than the number of clients because a client can report multiple types of abuse at the same time as we have 79 cases of abuse that happened to 70 survivors.

Region where the abuse took place

41 survivors in the Manzini region reported abuse-related cases, 6 in Hhohho, 17 in Lubombo, and 6 in Shiselweni.



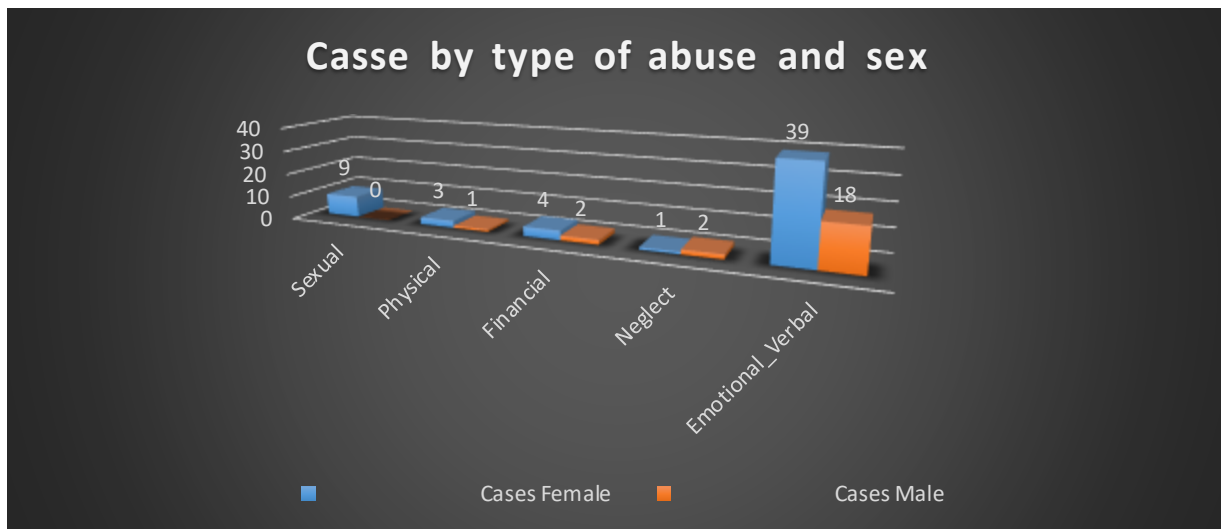
Type of abuse

There were 57 recorded cases of emotional abuse, 3 cases of neglect, 4 cases of physical abuse, 6 cases of financial abuse, and 9 cases of sexual abuse.



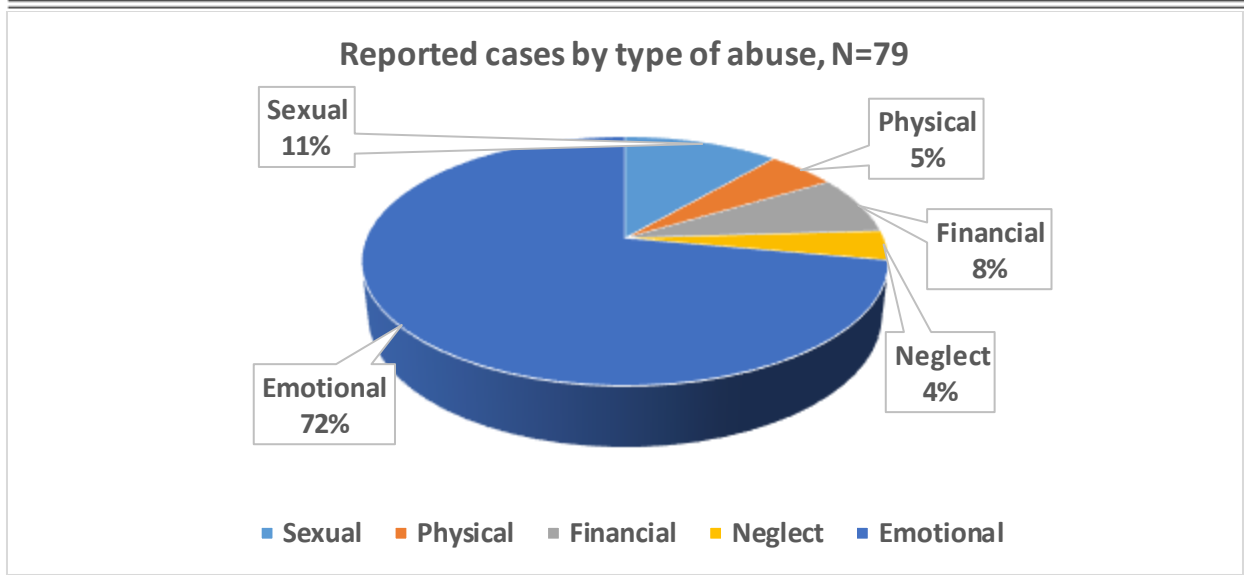


Type of abuse	Cases	
	Female	Male
Sexual	9	0
Physical	3	1
Financial	4	2
Neglect	1	2
Emotional_Verbal	39	18
Total	56	23



Emotional abuse records the highest number of cases this month; followed by sexual, financial, physical, and lastly neglect.





SWAGAA CLIENTS: SURVIVOR AND PERPETRATOR PROFILE

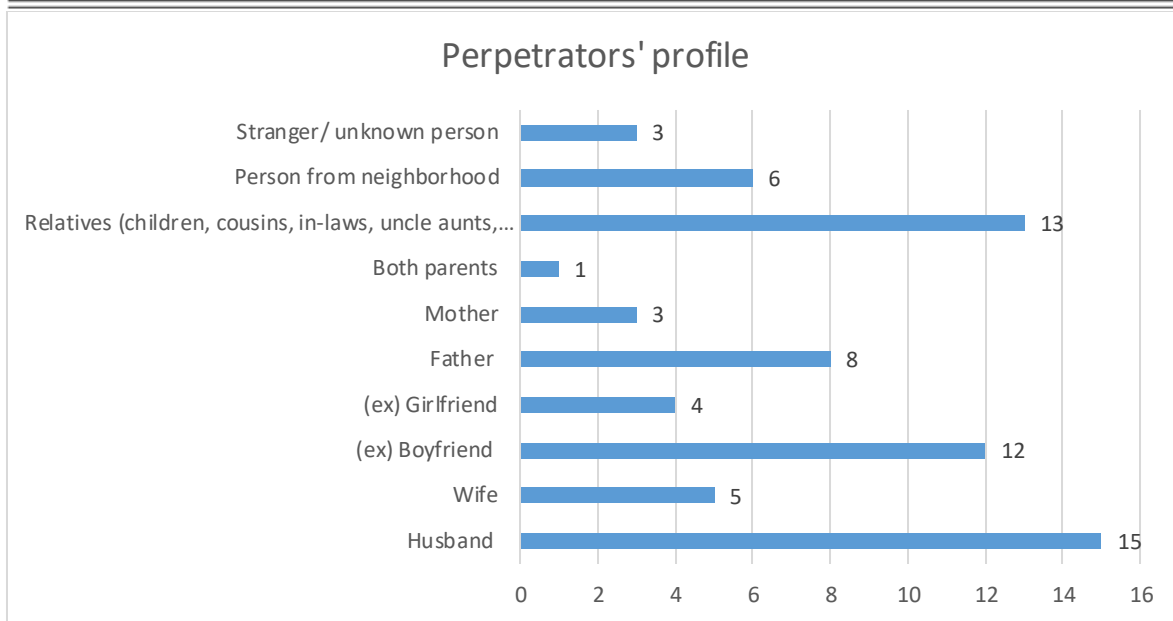
There were 48 female and 22 male clients who reported abuse and received post-abuse care services this month. In relation to the perpetrator profile, there were 47 male perpetrators and 16 female perpetrators reported and there were 5 incidents where both sexes were perpetrators. Lastly, there were 2 incidents where the sex of the perpetrator was not stated.

Relationship between Survivor and Perpetrator

The table below illustrates the relationship between survivor and perpetrator:

Number of Survivors	Relationship with perpetrator
15	Husband
5	Wife
12	(ex) Boyfriend
4	(ex) Girlfriend
8	Father
3	Mother
1	Both parents
13	Relatives (children, cousins, in-laws, uncle aunts, stepparents, etc.)
6	Person from neighborhood
3	Stranger/ unknown person





This month husbands were the main perpetrators of violence, that is, (15) survivors reported being abused by their husbands. Intimate Partner Violence is still rife as 36 cases were reported (15 husbands, 12 (ex) boyfriends, 5 wives, and 4 (ex) girlfriends). 76 cases reported, all of the perpetrators are known or related to the clients, while only 3 cases reported committed by unknown or strangers.

Location of abuse

Place where the abuse occurred	Number of survivors
Home	62
Open field	5
Work place	1
Other	1
Not stated	1

The home continues to be the predominant place where most of the reported abuse cases took place as the table above illustrates. This could be the survivor's or perpetrator's home which shows that most of the abuse is brought by people who stay with and are known to the survivor.

Reporting places

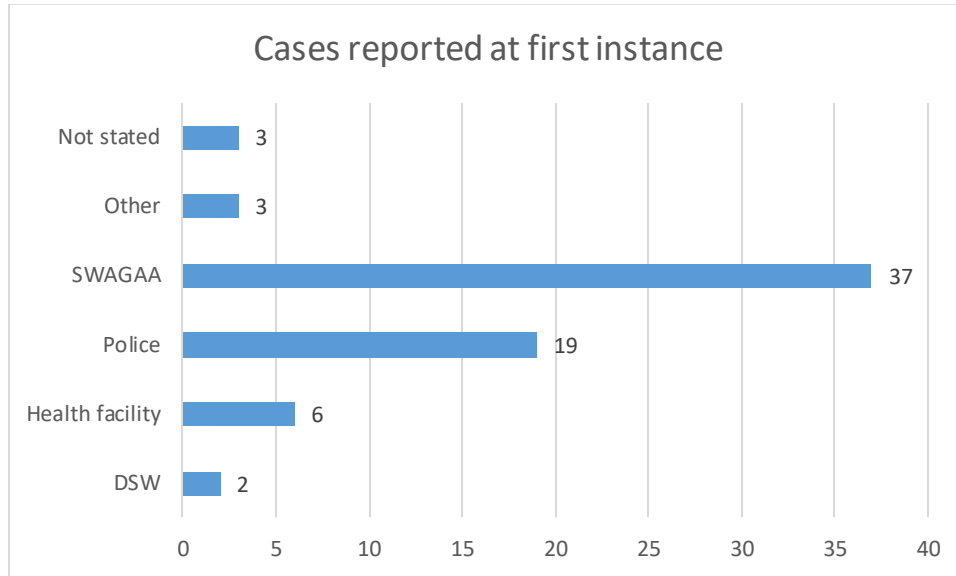
This table indicates where clients first reported their cases at first instances

DSW	2
Health facility	6
Police	19





SWAGAA	37
Other	3
Not stated	3



Prepared by: SWAGAA Monitoring and Evaluation Department

